

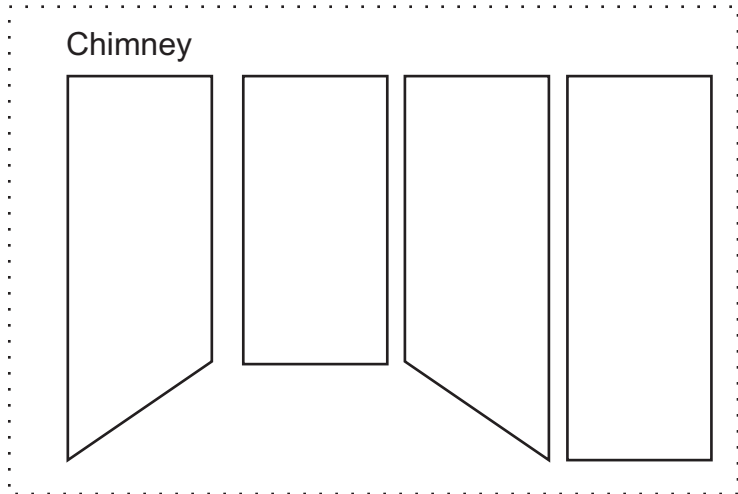




# Ginger Bread House Template

Mix 2 packages Kinnikinnick Gingerbread Cookie Mix according to package directions  
Roll out dough to approximately 1/8-1/4 inch thick  
Cut template with scissors  
Place template on rolled dough & cut  
Place pieces on parchment lined cookie sheets  
Bake as per package directions. Let cool.  
Assemble pieces with Royal Icing "Glue"  
Decorate with icing and candies.



Back Wall

Front Wall

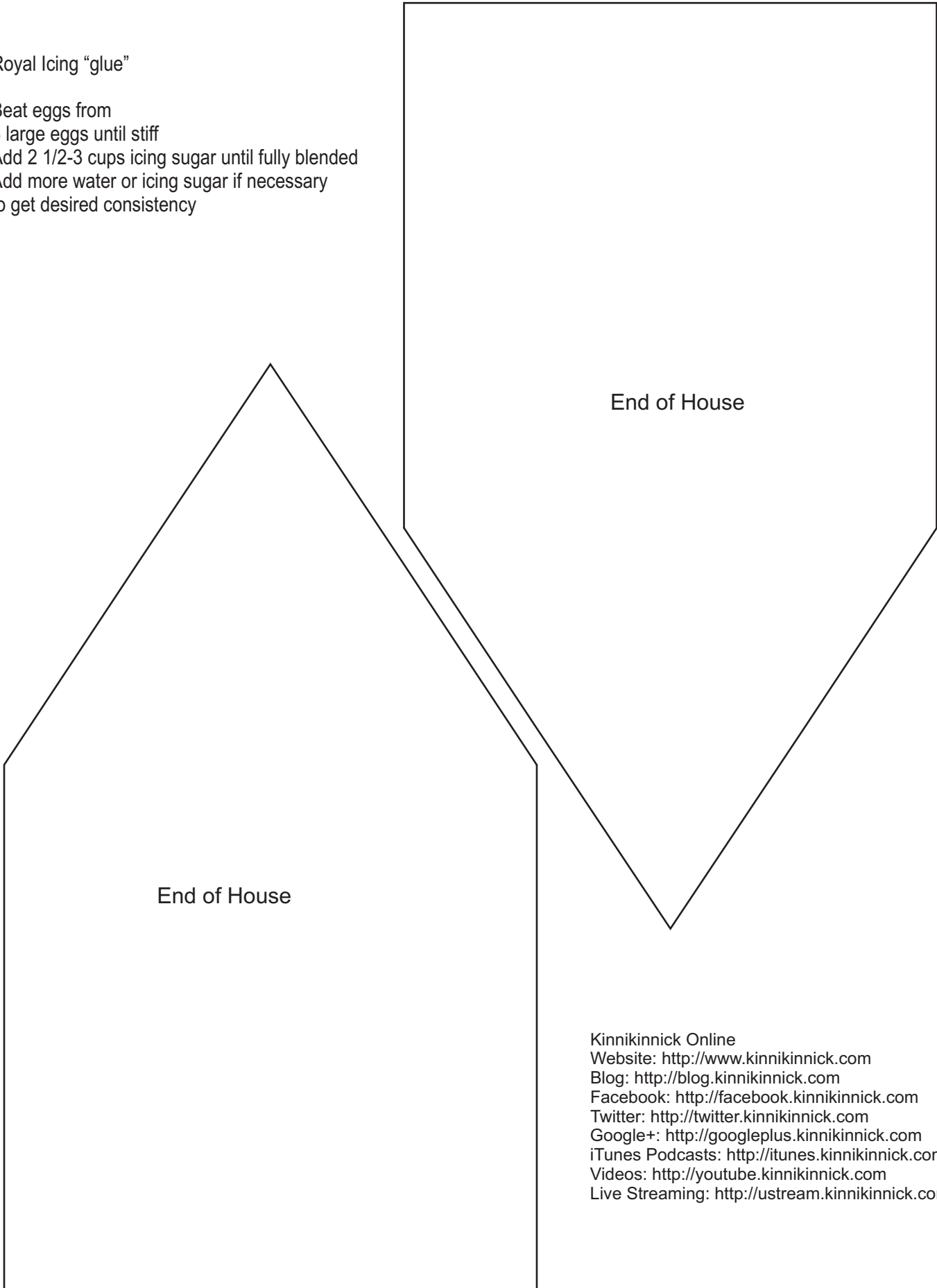
Optional  
Window

Cut Out  
and Keep  
to Make Door

Optional  
Window

Royal Icing "glue"

Beat eggs from  
3 large eggs until stiff  
Add 2 1/2-3 cups icing sugar until fully blended  
Add more water or icing sugar if necessary  
to get desired consistency



End of House

End of House

Kinnikinnick Online  
Website: <http://www.kinnikinnick.com>  
Blog: <http://blog.kinnikinnick.com>  
Facebook: <http://facebook.kinnikinnick.com>  
Twitter: <http://twitter.kinnikinnick.com>  
Google+: <http://googleplus.kinnikinnick.com>  
iTunes Podcasts: <http://itunes.kinnikinnick.com>  
Videos: <http://youtube.kinnikinnick.com>  
Live Streaming: <http://ustream.kinnikinnick.com>